

OTCQX: BLEVF
CNSX: BE

Formed by nature,
perfected by science.

We're bridging science and tradition
to bring you remarkable cannabis products.

December 2018

Who We Are

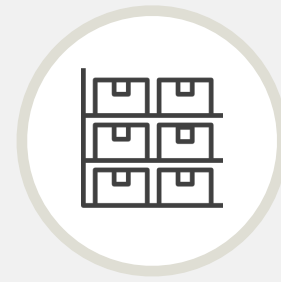


Product Development Built on Research

Dedicated R&D Team focused on developing products to capitalize on concentrates and edibles when allowed in 2019

Proprietary extraction and processing techniques (patent pending)

Collaboration with academic institutions



Production Capacity

Funded production capacity in excess of 150,000 kg/yr

Funded footprint totalling 1,642,000 sq ft of indoor and greenhouse

Industry leading yields

Facilities strategically located across Canada and abroad



Sales and Distribution

Current provincial supply agreements with access to over 55% of the Canadian population

Strategy to capitalize on international opportunities with agreements to supply South American and European markets

Diversified brands, able to serve large and niche markets alike



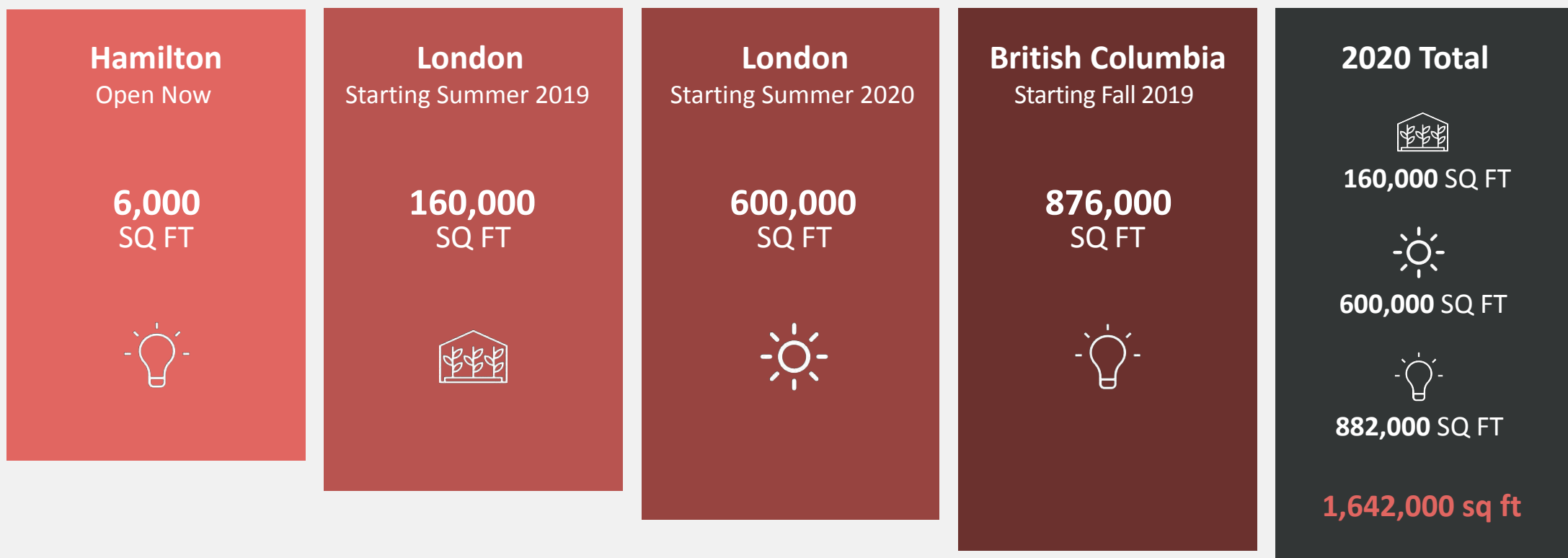
Retail Expansion

Retail channel providing province-wide access to Saskatchewan market

Pre-qualified by the Manitoba government for retail locations in Manitoba

Capability to offer retail at flagship facility in London, Ontario with further franchise opportunities being explored

Funded Capacity



Facilities Expansion

Hamilton, ON

The first property in the Beleave portfolio, the Hamilton facility continues to be the hub of operations for extraction, packaging, and distribution.

GMP Certification:
Expected in December 2018

ISO Certification:
Anticipated in early 2019

Certification will facilitate international distribution

London, ON

Existing greenhouse to be retrofitted with 160,000 sq ft of space on an 85 acre property.

Phase 1
Starting Summer 2019
Indoor: 10,000 sq ft

Phase 2
Starting Fall 2019
Greenhouse: 150,000 sq ft

Phase 3
Starting Summer 2020
Outdoor: 600,000 sq ft

Total London Capacity
Indoor: 8,697 kg/yr
Greenhouse: 18,000 kg/yr
Outdoor: 18,000 kg/yr

British Columbia

Ten indoor growing facilities jointly-designed by Beleave and Kannavis Biotech Corp., on a 50/50 operating expenditure and revenue partnership.

Phase 1
Starting Fall 2019
Indoor: Abbotsford 86,700 sq ft
Indoor: Chilliwack 86,700 sq ft

Phase 2
Starting Fall 2020
Indoor: Abbotsford 700,800 sq ft

Total BC Capacity
Indoor: 65,232 kg/yr

Leadership Team



Andrew T. Wnek

CA, CPA, B.COMM, MBA
Chairman, Chief Executive Officer, Director

Andrew offers significant retail, finance and information technology experience from previous executive roles at Canadian Tire, Petro-Canada, and Heart and Stroke Foundation. He has led sizeable organizations and successfully executed on major projects. His vision for Beleave is to become a fully integrated organization that will have a significant leadership position in the cannabis industry.



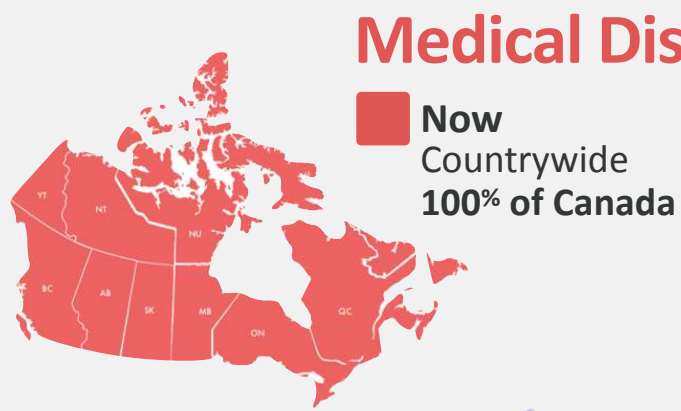
Bojan Krasic

MIM
President, Chief Financial Officer, Director

Bojan was responsible for leading strategy, business development, M&A transactions for Beleave. With well over a decade of career development, Bojan offers wide ranging financial expertise built with Thomas Weisel Partners Canada Inc., Stifel Nicolaus Canada Inc., and later serving as CEO of Terrella Capital and is a board member of public and private companies.

Canadian Distribution & Sales

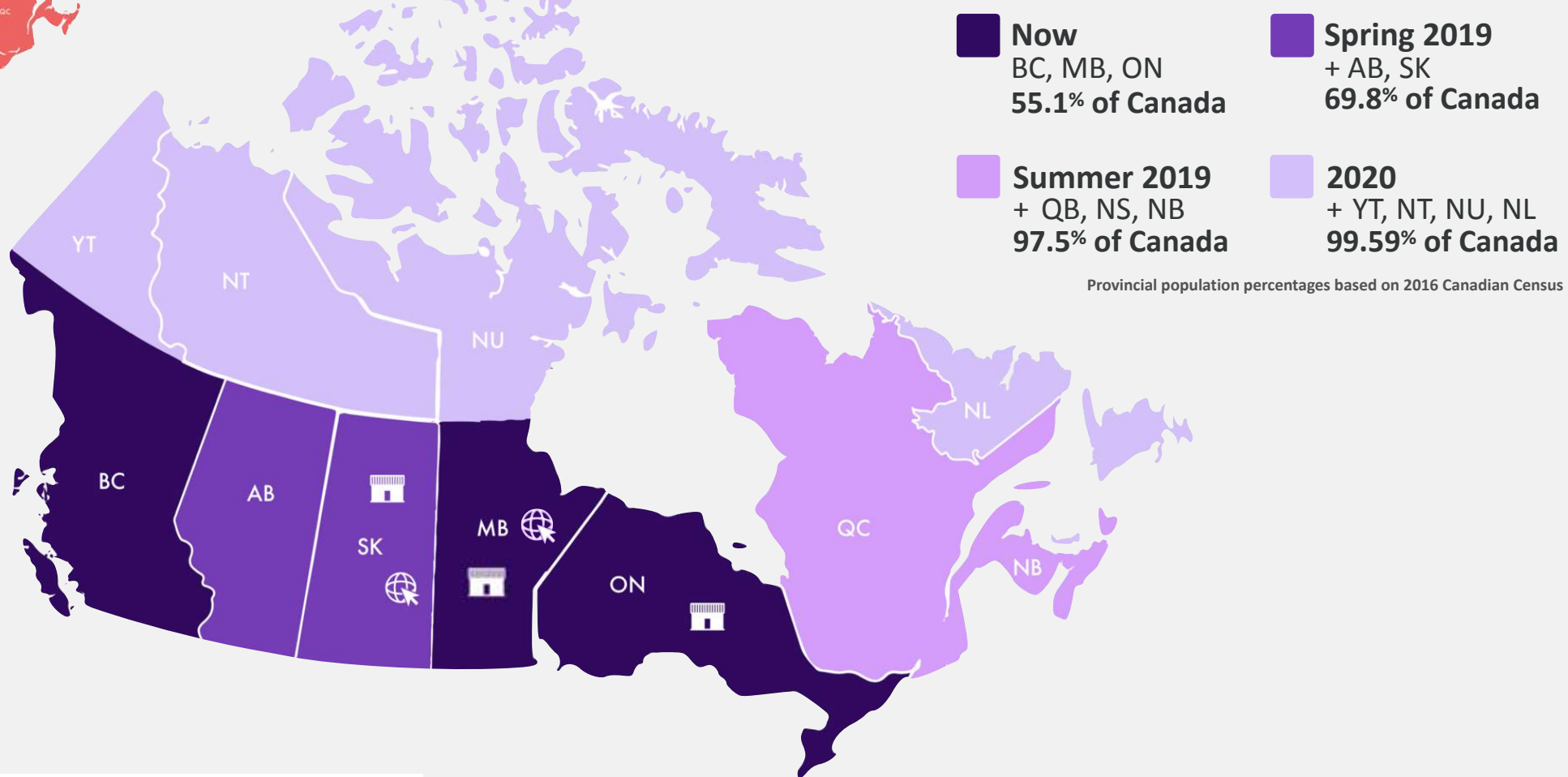
Medical Distribution



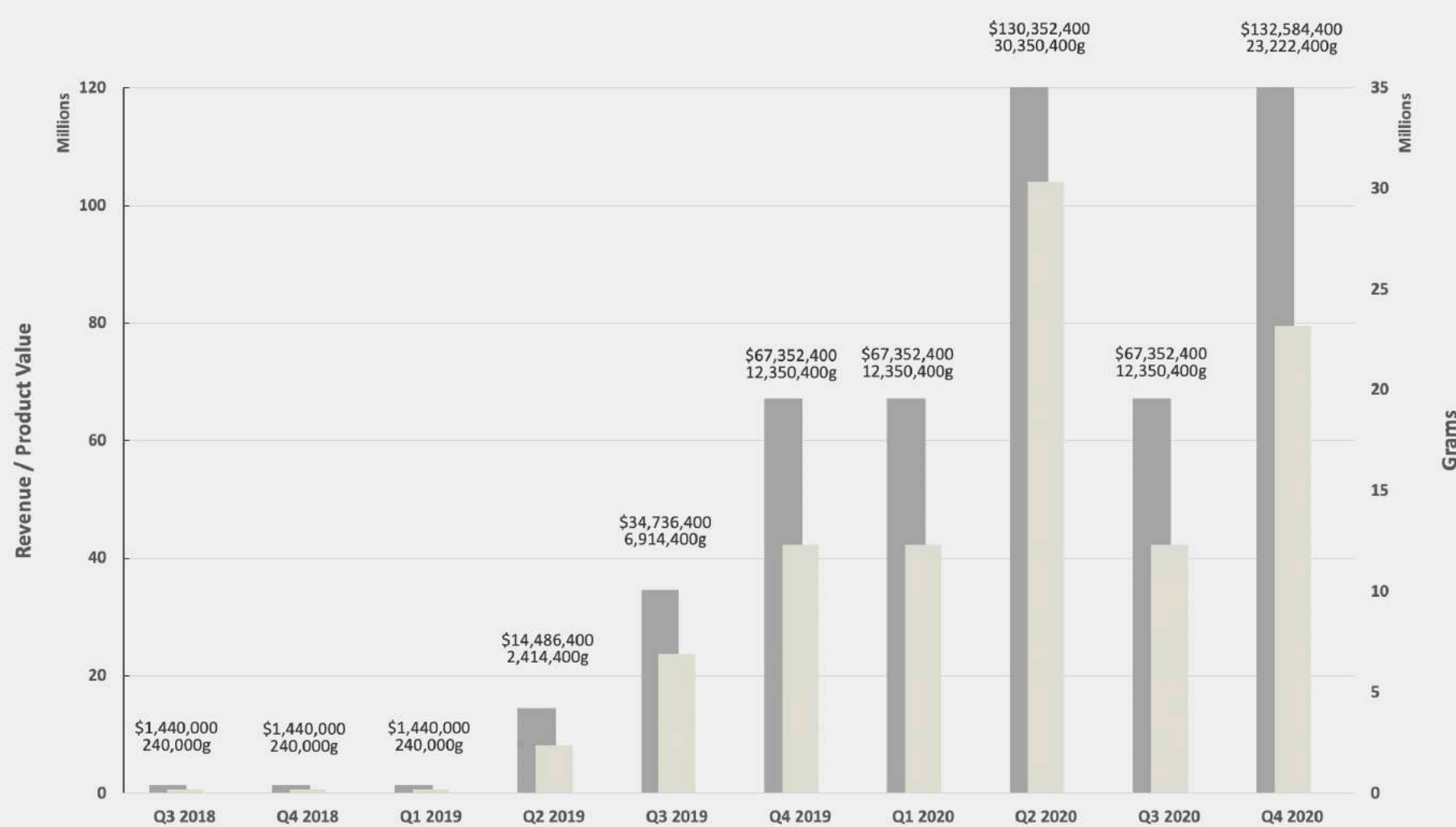
Rapidly Accelerating Both Recreational and Medicinal Distribution

Today Beleave has access to over half of the Canadian recreational marketplace; that number will soar to over 97% by Summer 2019.

Recreational Distribution



Revenue Forecast



Attributable to Beleave bottom line

2019
Total Revenues: \$118,015,200
Total Grams: 21,919,200

2020
Total Revenues: \$397,584,400
Total Grams: 78,273,600

* Based on current average wholesale price of \$5.33
** Revenues and yields are net of JV deductions

Peer Comparison

Company	Total Funded Capacity (kg)	Market Cap (in millions)	Total Funded Footprint (sq ft)	Oils / Extraction	Company Clinics	Company Retail Stores	University / Research	International Operations	Revenues
Aurora Cannabis	570,000	8,980	4,505,000	Yes	No	Yes	Yes	Yes	Yes
Canopy Growth	~540,000	11,950	5,600,000	Yes	No	Yes	Yes	Yes	Yes
Aphria	225,000	4,130	-	Yes	No	No	No	Yes	Yes
TGOD	170,000	1,100	1,257,245	Yes	No	No	No	Yes	No
Beleave	150,000	86	1,642,000	Yes	Yes	Yes	Yes	Yes	Yes
Cronos Group	117,150	2,020	1,201,000	Yes	Yes	No	Yes	Yes	Yes
OrganiGram	110,000	776	480,000	Yes	Yes	No	No	Yes	Yes
CannTrust	100,000	914	1,110,000	Yes	No	No	Yes	Yes	Yes
Supreme	50,000	520	342,000	No	No	No	No	Yes	Yes
FSD Pharma	-	611	~3,800,000	No	No	No	Yes	Yes	No
Newstrike	25,000	278	320,000	No	No	Yes	No	No	Yes
Flowr	12,000	337	85,000	No	No	No	Yes	No	No
TerrAscend	~2000	805	~18,000	Yes	Yes	No	No	No	Yes

As at November 9, 2018

Collaborative Partners

Mutually beneficial partnerships can produce groundbreaking research and innovation that drives economic growth, solves complex problems, and creates a more skilled workforce.



MOHIT BHANDARI, PH.D.
MCMASTER UNIVERSITY



MICHAEL ROGERS, MSC & PH.D.
GUELPH UNIVERSITY



LESLEY CAMPBELL, PH.D.
RYERSON UNIVERSITY